

CORONAVIRUS DISEASE 2019 (COVID-19)



THS Food & Nutrition Division - Enteral Nutrition Supply/Feeding Device Guidance



Audience: Food & Nutrition Leaders, Supply Chain, Nursing

Revision Date: 12/2/2020

Version: 1

COVID-19 Response Team Owner: Logistics



Date of Last Review: 12/2/2020






To provide clarification and guidance on the correct sourcing, application and preservation of enteral nutrition supplies/feeding devices in instances where resources are limited or out-of-stock due to the COVID-19 pandemic. It is understood that preserving certain supplies for the Covid-19 patients will reduce potential exposures, PPE utilization and enhance colleague and patient safety. It is critical for all ministries to apply this guidance at the regional level so that ministries impacted by surges and scarcity of resources can provide adequate nourishment to our patients in the safest and most efficient manner.

Enteral Nutrition Supply/Feeding Device Guidance

1. It is important that all ministries **prioritize proactively** and in a collaborative manner to ensure that those ministries experiencing surges have the correct supplies available as manufacturer supplies become limited.
For example, migrating to non-pump feeds in an effort to preserve pump supplies.
2. These products are listed in Table 1 from most to least preferred for critically ill COVID -19 patients.
3. Refer to the COVID Enteral and Parenteral Nutrition Guidance for Decision Tree for Nutrition Interventions and Prioritization of Feeding Product and Modalities.
4. Collaborate with your Clinical Nutrition Leader, Nursing Leadership and Nurse Educators on resources to educate clinicians on open systems, flush feeds and supply selection.

Table 1

Pump Supplies/ Feeding Devices (Choose Any)	Picture	Open System	Closed System	Application
775100/381250 Set Enteral Kang ePump 1000ml Flush Bag Safety Spike – Kangaroo™ ePump Safety Screw Spike Set with 1000 mL Flush Bag			X	<ul style="list-style-type: none"> Includes -Blue cap bag for water flush -Spike set attach to RTH (closed system) • Tubing pictured used with pump • Potential indications: -Standalone spike set shortage (e.g. 775659) --Routine water flush ordered w/need to minimize room entry
775659/381486 Set Screw ePump Safety Spike – Kangaroo™ ePump Safety Screw Spike Set			X	<ul style="list-style-type: none"> • Attach directly to RTH bottle (closed system) • Tubing pictured used with pump • Water flush via syringe into EN access (e.g. OG, NG, PEG) • Potential indications: -Spike set shortage

Pump Supplies/Feeding Devices (Choose Any)	Picture	Open System	Closed	Application
773662/329138 Nutrient Pump w/Flush Set Kang – Kangaroo™ ePump 1000 mL Feed Set with 1000 mL Flush Bag		X		<ul style="list-style-type: none"> Includes: <ul style="list-style-type: none"> -Purple top for enteral nutrition (EN) -Blue top for water flush Pour EN containers or ready-to-hang (RTH) into purple top (open system) Tubing pictured used with pump Potential indications: <ul style="list-style-type: none"> -Spike set shortage -Need for continuous infusion without RTH available -Routine water flush ordered w/need to minimize room entry
773656/340222 Nutrient Set Kangaroo 1000ml – Kangaroo™ ePump 1000 mL Pump Set		X		<ul style="list-style-type: none"> Pour EN containers or ready-to-hang (RTH) into purple top (open system) Tubing pictured used with pump Water flush via syringe into EN access Potential indications: <ul style="list-style-type: none"> -Spike set shortage -Need for continuous infusion without RTH bottles available
Supplies/Feeding Devices In The Absence of Pumps	Picture	Open System	Closed System	<p>Application: Preserve pumps and supplies for Covid-19 patients and critically ill. If a patient is appropriate for:</p> <ul style="list-style-type: none"> Bolus choose Syringe Gravity choose any of the gravity products
VED-026/787582 Set Gravity ENPlus SpikeRight Plus – ENPlus Safety Screw Connector Gravity Feed Set w/ENFit			X	<ul style="list-style-type: none"> Gravity feed Attach directly to RTH bottle (closed system) Water flush via syringe into EN access (e.g. OG, NG, PEG) Potential indications: <ul style="list-style-type: none"> -Pump shortage -Spike set shortage
8884702500/146599 Set Feed Grvty BG NS 1000ml Kangaroo EZ Cap Entrl Feed – Kangaroo™ Gravity Feeding Bag, 1000 mL		X		<ul style="list-style-type: none"> Gravity feed Pour EN containers or ready-to-hang (RTH) into purple top (open system) Potential indications: <ul style="list-style-type: none"> -Pump shortage -Spike set shortage -Need for continuous infusion without RTH bottles available
460SE/422750 SYR MONOJECT 60ML LL TIP W/ ENFIT – 60 mL, sterile		X		<ul style="list-style-type: none"> Bolus feeding Preferred use with reclose able containers, typically 8 oz (open system) Potential indications: <ul style="list-style-type: none"> -Pump shortage -Spike set shortage -Gravity feeding system supply shortage